


Sanoasa Forma wellness benches

Sanoasa *Formua* | wellness bench



Carrier element with round finish length

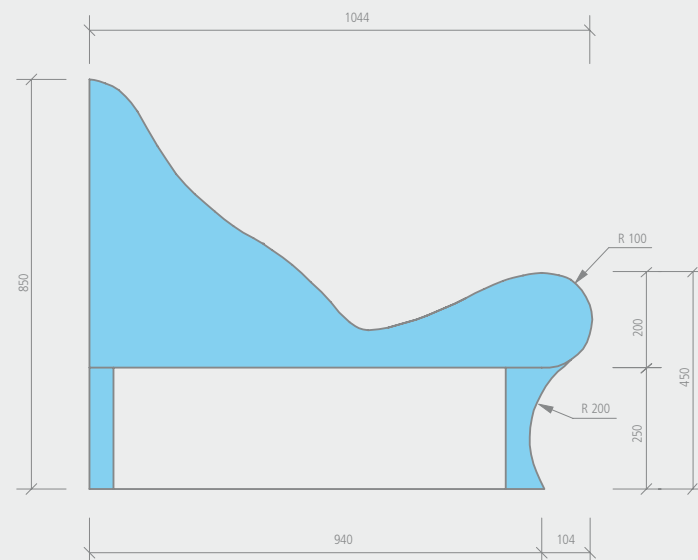
Description	Length	Order no.
Sanoasa Forma, bench element	2000 mm	07-64-42/000
Sanoasa Forma, carrier element, round finish length	1000 mm	07-64-43/500

Options		
Bench element with integrated electrical heating set	2000 mm	–
Bench element with integrated hot water heating set	2000 mm	–


- ! Each bench element requires two carrier elements.
- The bench element shall be glued to the carrier element using wedi 610 adhesive sealant (Page 60).
- For hot water or electrical heating sets which are to be installed on site, the delivery time is approx. 4–5 weeks.

- m²** Bench element:
- Front: approx. 3.00 m²
 - Rear panel: approx. 1.20 m²
 - Sides: approx. 0.51 m²
- Carrier elements (for 2000 mm length):
- Front: approx. 0.60 m²
 - Rear panel: approx. 0.50 m²
 - Sides: approx. 0.47 m²

Technical drawings



Sanoasa *Forma linea* | wellness bench



Carrier element with straight finish length

Description	Length	Order no.
Sanoasa Forma, bench element	2000 mm	07-64-42/000
Sanoasa Forma <i>linea</i> , carrier element, straight finish length	1000 mm	07-64-43/000

Options

Bench element with integrated electrical heating set	2000 mm	–
Bench element with integrated hot water heating set	2000 mm	–

- ! Each bench element requires two carrier elements.
- The bench element shall be glued to the carrier element using wedi 610 adhesive sealant (Page 60).
- For hot water or electrical heating sets which are to be installed on site, the delivery time is approx. 4–5 weeks.

m² Bench element:

- Front: approx. 3.00 m²
- Rear panel: approx. 1.20 m²
- Sides: approx. 0.51 m²

Carrier elements (for 2000 mm length):

- Front: approx. 1.00 m²
- Rear panel: approx. 0.50 m²
- Sides: approx. 0.47 m²

Technical drawings

