

wedi Fundo *Primo* | square floor element, central drain

Please note:
Matching drain.
Order now!



Description	Length x width x thickness	Packing unit / palette	Order no.
wedi Fundo Primo, square floor element, central drain	900 x 900 x 40 mm	10 units	07-37-35/170
wedi Fundo Primo, square floor element, central drain	1000 x 1000 x 40 mm	10 units	07-37-35/131
wedi Fundo Primo, square floor element, central drain	1200 x 1200 x 40 mm	10 units	07-37-35/171
wedi Fundo Primo, square floor element, central drain	1500 x 1500 x 40 mm	10 units	07-37-35/175

! • One packing unit = 10 pieces; all Fundo floor elements combinable, individual purchase possible!
• Only wedi drainage systems for Fundo can be installed with Fundo floor elements.

m² Fundo Primo, floor element, central drain:

- 900 x 900 mm: approx. 0.80 m²
- 1000 x 1000 mm: approx. 1.00 m²
- 1200 x 1200 mm: approx. 1.44 m²
- 1500 x 1500 mm: approx. 2.25 m²

wedi Fundo *Primo* | square floor element, offset drain

Please note:
Matching drain.
Order now!



Description	Length x width x thickness	Packing unit / palette	Order no.
wedi Fundo Primo, square floor element, offset drain	900 x 900 x 40 mm	10 units	07-37-36/170
wedi Fundo Primo, square floor element, offset drain	1000 x 1000 x 40 mm	10 units	07-37-35/531
wedi Fundo Primo, square floor element, offset drain	1200 x 1200 x 40 mm	10 units	07-37-36/171
wedi Fundo Primo, square floor element, offset drain	1500 x 1500 x 40 mm	10 units	07-37-36/175

! • One packing unit = 10 pieces; all Fundo floor elements combinable, individual purchase possible!
• Only wedi drainage systems for Fundo can be installed with Fundo floor elements.

m² Fundo Primo, floor element, offset drain:

- 900 x 900 mm: approx. 0.80 m²
- 1000 x 1000 mm: approx. 1.00 m²
- 1200 x 1200 mm: approx. 1.44 m²
- 1500 x 1500 mm: approx. 2.25 m²

Technical drawings
Drain position

Fundo floor elements / wall elements / designer showers

wedi Fundo *Primo* |
rectangular floor element, central drain

Please note:
Matching drain.
Order now!



Description	Length x width x thickness	Packing unit / palette	Order no.
wedi Fundo Primo, floor element, rectangular, central drain	900 x 750 x 40 mm	10 units	07-37-35/176
wedi Fundo Primo, floor element, rectangular, central drain	1200 x 900 x 40 mm	10 units	07-37-35/174
wedi Fundo Primo, floor element, rectangular, central drain	1400 x 900 x 40 mm	10 units	07-37-35/196
wedi Fundo Primo, floor element, rectangular, central drain	1500 x 900 x 40 mm	10 units	07-37-36/120
wedi Fundo Primo, floor element, rectangular, central drain	1800 x 900 x 40 mm	10 units	07-37-35/580
wedi Fundo Primo, floor element, rectangular, central drain	1400 x 1000 x 40 mm	10 units	07-37-35/198
wedi Fundo Primo, floor element, rectangular, central drain	1500 x 1000 x 40 mm	10 units	07-37-36/121

! • One packing unit = 10 pieces; all Fundo floor elements combinable, individual purchase possible!
• Only wedi drainage systems for Fundo can be installed with Fundo floor elements.

m² Fundo Primo, floor element, central drain:

- 1200 x 900 mm: approx. 1.08 m²
- 1400 x 900 mm: approx. 1.26 m²
- 1500 x 900 mm: approx. 1.35 m²
- 1800 x 900 mm: approx. 1.62 m²
- 1400 x 1000 mm: approx. 1.40 m²
- 1500 x 1000 mm: approx. 1.50 m²
- 900 x 750 mm: approx. 0.68 m²

wedi Fundo *Primo* | rectangular floor element, offset drain

Please note:
Matching drain.
Order now!

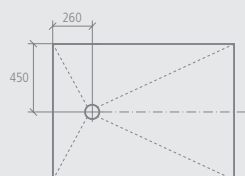


Description	Length x width x thickness	Packing unit / palette	Order no.
wedi Fundo Primo, floor element rectangular, offset drain	1200 x 900 x 40 mm	10 units	07-37-36/174
wedi Fundo Primo, floor element rectangular, offset drain	1800 x 900 x 40 mm	10 units	07-37-35/180

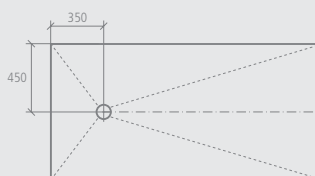
- ! One packing unit = 10 pieces; all Fundo floor elements combinable, individual purchase possible!
 - ! Only wedi drainage systems for Fundo can be installed with Fundo floor elements.
- m²** Fundo Primo, floor element, offset drain:
- 1200 x 900 mm: approx. 1.08 m²
 - 1800 x 900 mm: approx. 1.62 m²

Technical drawings

Drain position for 1200 x 900 mm




Drain position for 1800 x 900 mm



wedi Fundo *Trollo* | floor element, central drain

Please note:
Matching drain.
Order now!



Description	External diameter x thickness	Packing unit / palette	Order no.
wedi Fundo Trollo, floor element	Ø 1140 x 40 mm	10 units	07-37-36/575

- ! One packing unit = 10 pieces; all Fundo floor elements combinable, individual purchase possible!
 - ! Only wedi drainage systems for Fundo can be installed with Fundo floor elements.
- m²** Fundo Trollo, floor element: approx. 0.80 m²

Technical drawings

