

Fundo floor elements / wall elements / designer showers

wedi Fundo *Nautilo* | wall element



Description	Height	Packing unit	Order no.
wedi Fundo Nautilo, wall element	2015 mm	1 unit	04-17-08/000
Options			
Extension collar	500 mm	1 unit	04-17-08/052

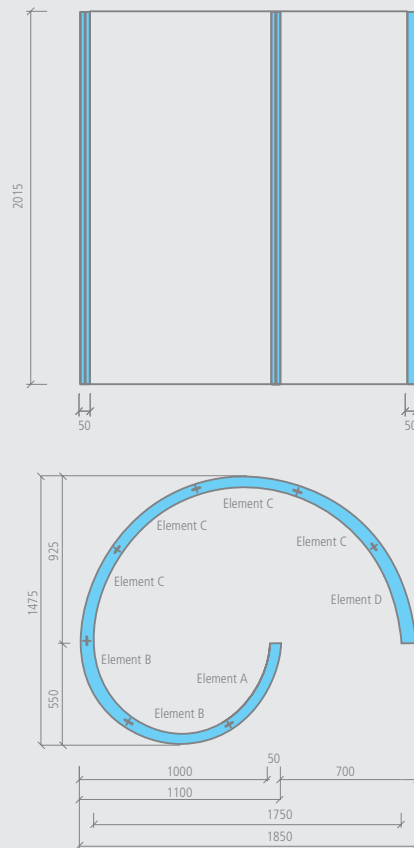
! The Fundo Nautilo wall element can be installed for right or left entry.

- 🔧** Fundo Nautilo wall element:
- 1 type "A" wall segment
 - 2 type "B" wall segments
 - 4 type "C" wall segments
 - 1 type "D" wall segment
 - 7 springs
 - 2 x 25 m self-adhesive sealing tape
 - 4 wedi 610 adhesive sealant

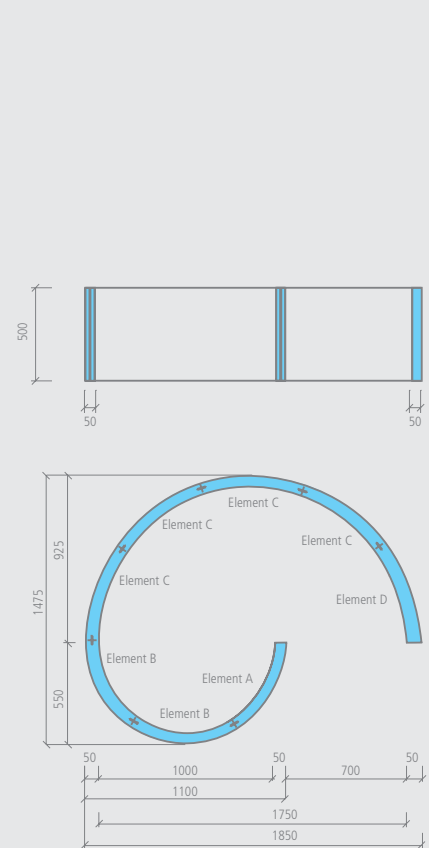
- m²** Fundo Nautilo, wall element:
- Inside wall: approx. 8.70 m²
 - Outside wall: approx. 9.60 m²
- Extension collar:**
- Inside wall: approx. 2.15 m²
 - Outside wall: approx. 2.40 m²

Technical drawings

Fundo Nautilo, wall element



Fundo Nautilo, extension collar



Drain included in price! Please select a suitable drain.

wedi Fundo Nautilo *libero* | designer shower, right entry



Fundo Nautilo *libero*, designer shower, entry on the right

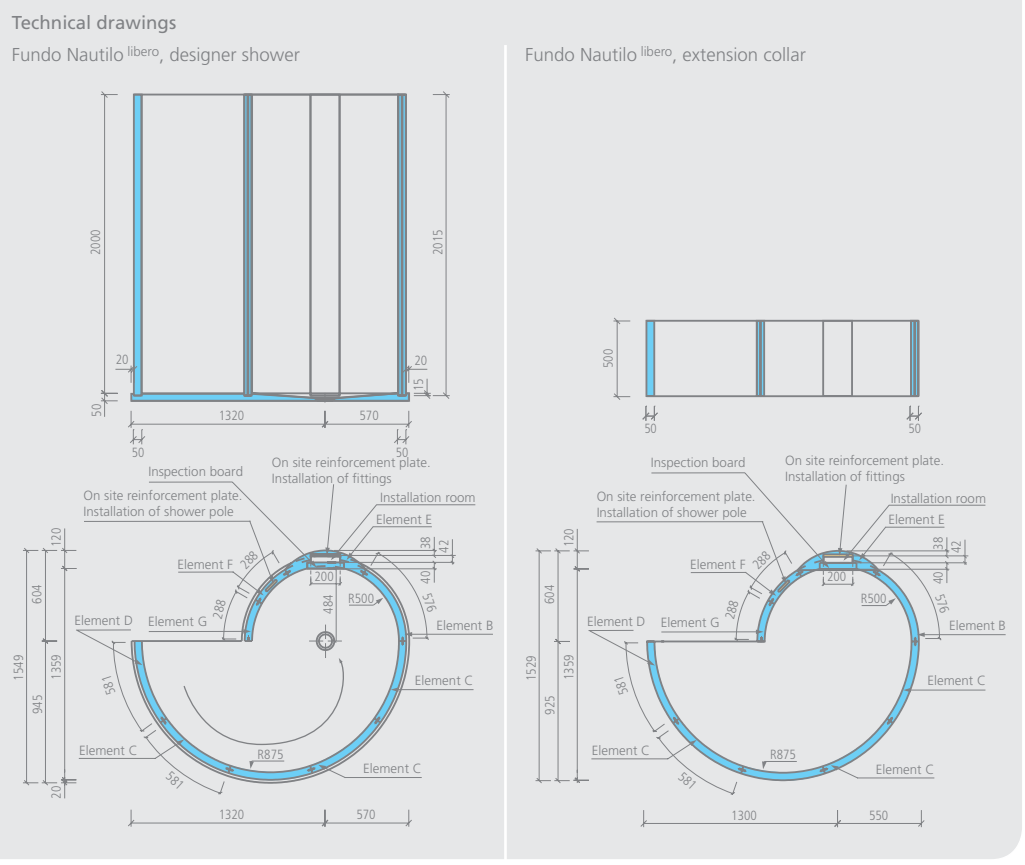


Extension collar

Description	Height	Packing unit	Order no.
wedi Fundo Nautilo <i>libero</i> , designer shower, right entry	2050 mm	1 unit	07-37-50/100
1 set: floor element, drain and wall element			
Please inform us of the entry side when ordering.			

Options			
Extension collar	500 mm	1 unit	04-17-08/053

- ! • The Fundo Nautilo *libero* can be positioned anywhere in the room. 2 x labour
- Fundo Nautilo *libero*, designer shower:
 - 1 floor element, entry on the right
 - 1 wall segment type "B"
 - 4 wall segments type "C"
 - 1 wall segment type "D"
 - 1 wall segment type "E" (with reinforcement for fittings and shower head)
 - 1 wall segment type "F"
 - 1 wall segment type "G" (with reinforcement for installing the shower rail)
 - 1 inspection board (BA 40)
 - 8 springs
 - 2 x 25 m joint reinforcement tape, self-adhesive
 - 5 pieces wedi 610, adhesive sealant
- Fundo Nautilo *libero*, designer shower:
 - Inside wall: approx. 8.70 m²
 - Outside wall: approx. 9.70 m²
 - Floor: approx. 1.60 m²
- Extension collar:
 - Inside wall: approx. 2.20 m²
 - Outside wall: approx. 2.50 m²




Fundo floor elements / wall elements / designer showers

Drain included in price! Please select a suitable drain.

wedi Fundo *Nautilo libero* | designer shower, left entry



Fundo Nautilo *libero*, designer shower, left entry



Extension collar

Description	Height	Packing unit	Order no.
wedi Fundo Nautilo <i>libero</i> , designer shower, left entry	2050 mm	1 unit	07-37-50/100

1 set: floor element, drain and wall element
 Please inform us of the entry side when ordering.

Options			
Extension collar	500 mm	1 unit	04-17-08/053

! The Fundo Nautilo *libero* can be positioned anywhere in the room. **👷** 2 x labour

👷 Fundo Nautilo *libero*, designer shower:

- 1 floor element, entry on the left
- 1 wall segment type "B"
- 4 wall segments type "C"
- 1 wall segment type "D"
- 1 wall segment type "E" (with reinforcement for fittings and shower head)
- 1 wall segment type "F" (with reinforcement for installing the shower rail)
- 1 wall segment type "G"
- 1 inspection board (BA 40)
- 8 springs
- 2 x 25 m joint reinforcement tape, self-adhesive
- 5 pieces wedi 610, adhesive sealant

m² Fundo Nautilo *libero*, designer shower:

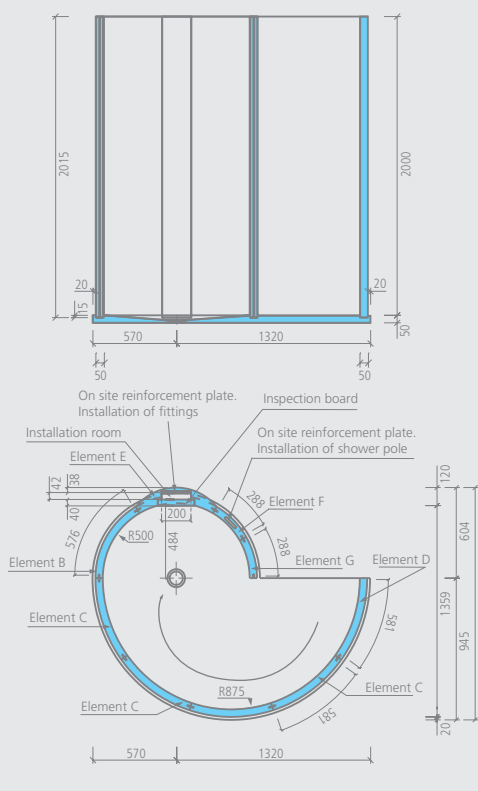
- Inside wall: approx. 8.70 m²
- Outside wall: approx. 9.70 m²
- Floor: approx. 1.60 m²

Extension collar:

- Inside wall: approx. 2.20 m²
- Outside wall: approx. 2.50 m²

Technical drawings

Fundo Nautilo *libero*, designer shower



Fundo Nautilo *libero*, extension collar

